


# Tennessee Agriculture at a Glance

Brianna McLerran, Undergraduate Student, University of Tennessee  
 Jonah Hillard, Undergraduate Student, University of Tennessee  
 Malerie Fancher, Research Specialist, Department of Plant Sciences  
 David McIntosh, Coordinator, Department of Plant Sciences  
 Bruno Pedreira, Associate Professor and Director of the UT Beef & Forage Center, Department of Plant Sciences

## MAJOR COMMODITIES



## AGRI-IMPACT

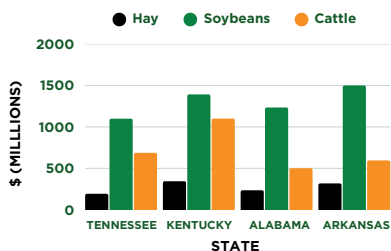


Tennessee's agricultural production and processing industries contributed

**4.4%**

to the state's overall GDP.

## PRODUCTION COMPARISON

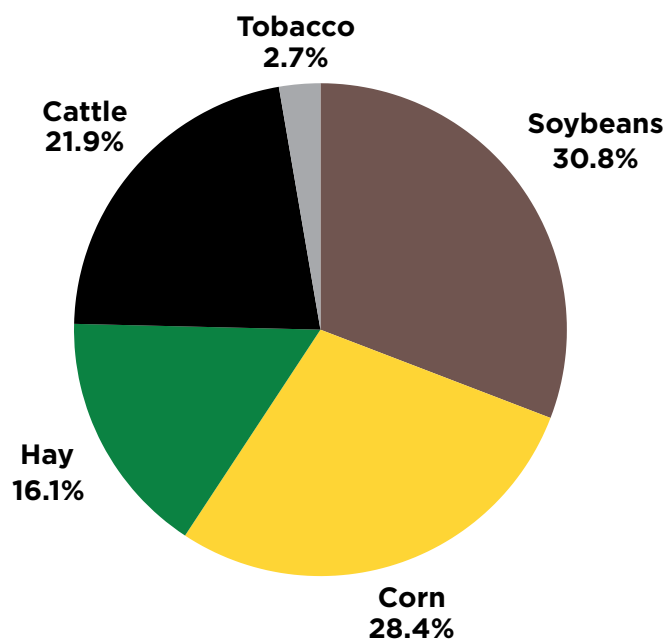


## POPULATION EMPLOYED BY AGRICULTURE

In 2021, 8.2 percent of Tennessee's workforce was employed in agriculture.



## MAJOR COMMODITY PERCENTAGES




## STATES IN THE SOUTHEAST MOST SIMILAR TO TENNESSEE

In the Southeastern United States, Kentucky, Alabama, Arkansas, North Carolina, Georgia, and Virginia most favor Tennessee in terms of agriculture production.



Additionally, Tennessee ranks 8th in the U.S. for number of farms. This accounts for 41 percent of the land in Tennessee, with the average farm around 155 acres. Tennessee's agriculture sector has an estimated annual impact of \$81 billion on the state's economy and employs roughly 342,000 people.

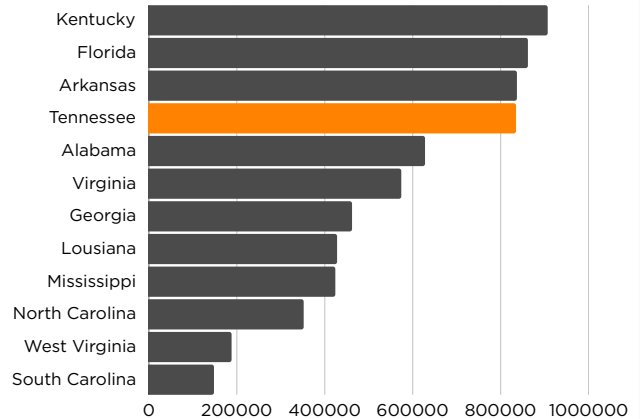
## TENNESSEE'S BEEF PRODUCTION



Tennessee is home to more than 45,000 cattle operations and 32 cattle auction markets, with an average herd size of 35 head. As of 2024, the state's cattle and calf inventory was estimated at 1.57 million head, including 826,000 beef cows, 24,000 dairy cows.

(USDA, TDA, 2025)

## SOUTHEASTERN STATES CATTLE INVENTORY



Tennessee is recognized as one of the leading beef-producing states in the nation, ranking 12<sup>th</sup> overall and 4<sup>th</sup> in the Southeast as of 2024.

(USDA, 2025)

## FORAGES GROWN IN TENNESSEE

Tall Fescue	Crabgrass	Switchgrass	Millet
Orchardgrass	Bermudagrass	White Clover	Alfalfa
Timothy	Ryegrass	Teff Grass	Indiangrass
Small Grains	Red Clover	Johnson Grass	Dallisgrass

Tall fescue and orchardgrass are the most commonly grown forages in Tennessee, but a variety of other species are also used and encouraged to support hay production and pasture systems.

## HAY PRODUCTION



Hay production is essential to maintaining forage availability and stands as one of Tennessee's most valuable crops, worth an estimated \$541.9 million annually. In 2024, Tennessee harvested approximately 1.65 million acres of hay (including alfalfa), producing about 3.64 million tons of hay.

(USDA, 2025)

**Beef cattle are consistently among the top three agricultural commodities in Tennessee, accounting for 16.7 percent of all agricultural cash receipts, a success supported by cool-season perennial forages**

(TDA, 2025)



[UTIA.TENNESSEE.EDU](http://UTIA.TENNESSEE.EDU)

Real. Life. Solutions.™