

Companion Animals Beginner Level

Choosing the Right Companion Animal

**Authored by:**

Maria Sabin, Extension Agent, Hamilton County

Ethan Harvill, ARBA, National Youth Liaison

Aaron Fisher, Extension Specialist, Department of Animal Science

Maria Prado, Assistant Professor of Practice, Department of Animal Science

Reviewed for Pedagogy:

Jennifer K. Richards, PhD, Agricultural Leadership, Education and Communications

Molly A. West, PhD, Agricultural Leadership, Education and Communications

Life Span Activity 1

Project Outcomes:

- Define the average lifespan of the companion animal you are interested in owning
- For animals with lifespans longer than 5 years, create a plan for how you will care for this animal after you finish high school

Owning a pet is a huge responsibility. Being a responsible owner means committing time and resources to ensure that your companion animal is happy and healthy. The following six activities will help you better understand the factors to consider when you are thinking of getting a pet.

It's important to know the lifespan of the companion animal you are interested in owning. The lifespan of an animal is the number of years you can reasonably expect the animal to live.

For this activity, think about the animal you want to own. What is its lifespan?



For dogs, cats, and rabbits, read the article below that details their life expectancies.

<https://www.everplans.com/articles/the-not-so-secret-lifeexpectancy-of-pets>

For lizards, check out *Reptiles* magazine article about their lifespans.

<https://reptilesmagazine.com/Lizard-Species/>



For snakes, follow this link to a *Reptiles* magazine article that discusses their lifespan. <https://reptilesmagazine.com/Snake-Species/>



Since many companion animals will live longer than five years, you should have a plan for how you will take care of your pet after high school. Check whether your local colleges or universities allow pets in residence halls (and, if so, what type of pets are allowed).

Check out this article that includes a list of colleges allowing pets, according to students on these campuses. Look up one college that you might consider attending (or a college someone in your family attended) and find out if pets are allowed in residence halls. <https://www.collegexpress.com/lists/list/schools-allowing-pets-on-campus/1665/>



Talk with family members about how your pet might be taken care of while you are in college.



Use the space below to create a list of options for your pet's care in the event your family is unable to care for your pet when you have finished high school.

Pet Care Options:

Start Up and Maintenance Costs Activity 2

Project Outcomes:

- List all items you need to care for a companion animal you are interested in owning and determine how much of each item you will need per year
- Calculate the cost of purchasing items of care for one full year of care for your companion animal
- Develop an annual budget that is balanced (sources of income equal or are greater than costs) for caring for your companion animal
- Evaluate the amount of time needed to care for a companion animal per day, week, and month
- Interview other members of your family about their opinions of the companion animal you are considering

Research the amount of care needed for your companion animal online or at the library, then create a chart listing the hours needed per day, week, and month to care for the pet. Here are a few resources to help you get started.

Cats: <https://www.aspca.org/pet-care/cat-care/general-cat-care>

Rabbits: https://www.petmd.com/rabbit/care/evr_rb_how-to-care-for-your-rabbit

Dogs: <https://www.aspca.org/pet-care/dog-care/general-dog-care>

Snakes: <https://reptilesmagazine.com/Care-Sheets/Snakes/>

Lizards: <https://reptilesmagazine.com/Care-Sheets/Lizards/>

Complete the table on the next page by filling in how many hours you will need to care for your companion animal.

Number of Hours to Care for a Companion Animal			
	hours per day	hours per week	hours per month
Cat			
Dog			
Lizard			
Rabbit			
Snake			
Other			

There are many items and services that you will need to properly care for a pet. Create a list of all the items you need to care for the companion animal you are interested in owning and determine how much of each item you will need per year.

Items that should be on your list:

- Food
- Medical expenses - most pets need an annual visit to a veterinarian to stay healthy
- Toys
- Carrying crate
- Neutering/Spaying your pet - dogs and cats will need this procedure
- Grooming services or grooming supplies

Develop an annual balanced budget for caring for your companion animal. You can use [F540](#) (4-H Project Record Worksheet) to list expenses and income/savings. Be sure the income meets or exceeds the expenses.

Lastly, interview family members, who live with you, about their opinions of the companion animal you are considering. Write your notes on the next page. Here are some questions to consider:

1. What are your concerns about the pet I am considering?
2. Do we have the family resources to afford to take care of the pet?
3. In what ways do you think it would help me to have a pet?
4. Are there parts of caring for a pet that I have not thought about or planned for?

A Perfect Home Activity 3

Project Outcomes:

- Research ways to responsibly find another home for the companion animal you are considering owning, in the event that you are unable to care for it for its entire life span

When you bring a new pet home, your intention is to care for that pet for its entire lifespan. However, life throws us unexpected curveballs all the time, and sometimes it becomes necessary to find a new



home for a pet. Gather information from the linked article from *The Humane Society of the United States* to determine how you might find a new home for your pet, if needed: [https://](https://www.humanesociety.org/resources/need-findyour-pet-new-home)

[www.humanesociety.org/resources/need-findyour-](https://www.humanesociety.org/resources/need-findyour-pet-new-home)

[pet-new-home](https://www.humanesociety.org/resources/need-findyour-pet-new-home)



Based on the information you read, use the space below to create a plan of the steps you would take if you needed to find a new home for your pet.

Hands to Larger Service

Lead a service project in which your 4-H club collects food and/or other pet supplies to donate to your local animal shelter! While you are there, ask the staff at the shelter how you can volunteer to help at the shelter.

Companion Animal Care Needs Activity 4

Project Outcomes:

- Identify a veterinarian in your area who will treat your companion animal you are considering owning, and create a schedule for yearly exams (including vaccinations, sick visits, and spay/neuter)

Read the advice from the *American Veterinary Medical Association* (AVMA) on how to find a veterinarian just right for your companion animal:

<https://www.avma.org/resources/petowners/yourvet/finding-veterinarian>.



Call a veterinary clinic near you and ask if they offer medical care for the type of companion animal you are considering owning. If not, see if they have a recommendation for another local veterinary clinic. Use the “Health Schedule” below to plan your companion animal’s visits.



Month	Vaccinations	Sick Visits	Spay/Neuter	Other
January				
February				
March				
April				
May				
June				
July				

August				
September				
October				
November				
December				

Overpopulation Prevention Activity 5

Project Outcomes:

- Research the reproductive cycle of the companion animal you are considering owning to determine if the animal should be spayed or neutered to prevent overpopulation

Deciding to spay/neuter your pet is important to prevent overpopulation. Visit the website of the *American Society for the Prevention of Cruelty to Animals* (ASPCA) and gain knowledge to help you make your decision:
<https://www.aspca.org/pet-care/general-pet-care/spayneuter-your-pet>



Visit your local library or ask an adult for permission to search the Internet to find information on your companion animal's reproductive cycle. You might also call your veterinarian and ask for information. Here are some questions you might research. Write answers for each question.

- How many young would this companion animal have (or cause another animal to have) in one year, if the animal is not spayed or neutered?
-


- How much would it cost to raise a litter of young?
-

- What will happen to the young once they are born?

- What will happen to the young once they are ready to be away from their mother?

If you have any additional questions or notes, write them below.

Companion Animals Cats



1-2 YEARS IN PROJECT

Understanding Cat Breeds Activity 6

Project Outcomes:

- Compare and contrast the characteristics of four breeds of cats
-

Do you or your family own a cat? Or do you have a neighbor who is a cat owner? Whether you already own a cat, are considering getting one, or just think they are amazing, this curriculum will help you learn more about the animals that Mark Twain called “the cleanest, cunningest, and most intelligent things I know.”

Did you know there are 45 breeds of cats? Visit the *Cat Fanciers’ Association* (CFA) website (<https://cfa.org/breeds/>) and learn about four cat breeds. List at least seven new facts you have learned below.



-
-
-
-
-
-
-

Once you have learned about four breeds of cats, create a presentation with pictures and descriptions of each selected breed. Then, ask to share the presentation with your 4-H club. Upload your presentation to your digital 4-H portfolio.

It's Show Time Activity 7

Project Outcomes:

- Describe the process for competing in a major cat show
- Identify major categories judges look for when judging cats

Did you know there are cat shows similar to dog shows that air on the television? Visit the *Cat Fanciers' Association* (CFA) website for more information on participating in cat shows: <https://cfa.org/faqs/cat-shows/>



Review the information on the CFA website at <https://cfa.org/showinghousehold-pets/> to find out how household pets can participate in cat shows. Would your cat be eligible to compete in a cat show? Below, answer why or why not?

Write a report detailing what you have learned about participating in a cat show. Share the report with your 4-H club. Upload it to your digital 4-H portfolio!

Cat Breeds Standards Activity 8

Project Outcomes:

- Describe the breed standards for two breeds of cats

Now that you have learned about cat breeds and cat show requirements, let's learn about standards of domestic cat breeds by visiting the *Cat Fanciers' Association* (CFA) website at <https://cfa.org/breeds/>



Draw two cats making sure each drawing reflects the breed standards of the cats you researched. If necessary, use the online resources below to help you draw a cat. Consider entering your cat drawings in your county fair's art competition! Upload photos of your drawings to your digital 4-H portfolio.



https://youtu.be/IY7Hy_6jWmU



<https://scoutlife.org/hobbies-projects/funstuff/34055/how-todraw-a-cat/amp/>

Cat 1

Breed _____

Cat 2

Breed _____

Domestic vs. Wild Activity 9

Project Outcomes:

- Value the differences and similarities between domestic cats today and the wild cats from which they descended

You probably know that domestic cats are descendants of wild cats such as lions, tigers, and lynx. Read the following article from The Library of Congress called “How did cats become domesticated?” at <https://www.loc.gov/everyday-mysteries/zoology/item/how-did-cats-become-domesticated/>



Visit your local library, school library, or ask for permission to use the Internet to research the African Wildcat. Researchers believe that the domestic cat probably descended from the African wildcat. During your research, make a list of the similarities and differences between the African wildcat and your cat (or your neighbor’s cat, if you do not own a cat).

1-2 YEARS IN PROJECT

1-2 YEARS IN PROJECT

African wildcat

domestic cat

similarities

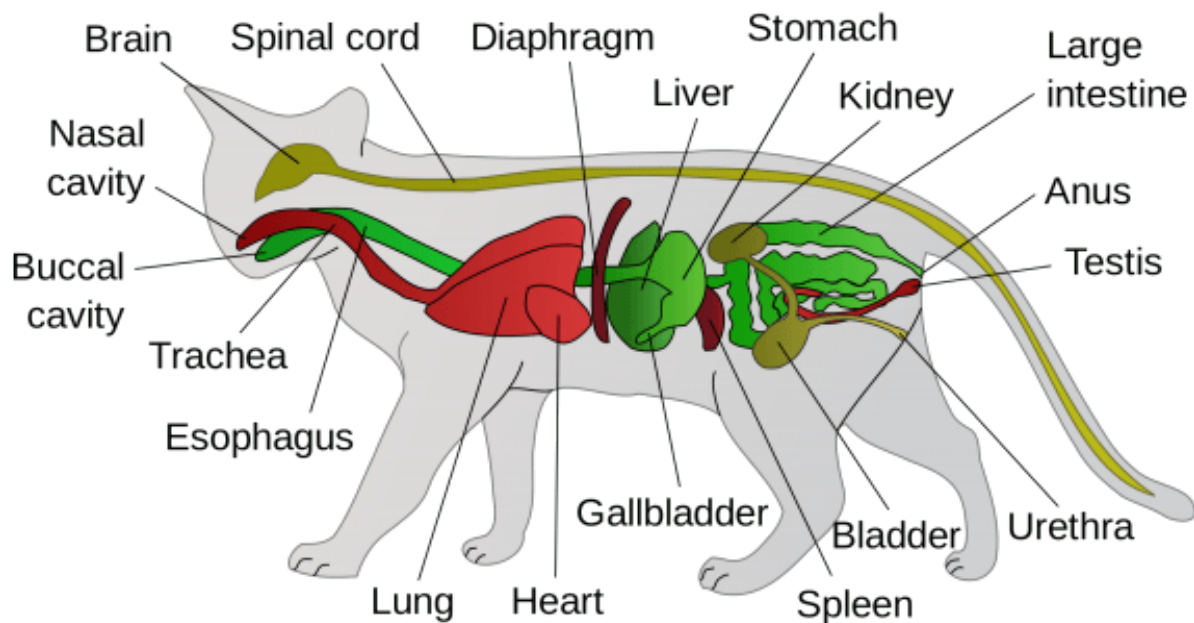
A Venn diagram consisting of two overlapping circles. The left circle is labeled 'African wildcat' and the right circle is labeled 'domestic cat'. The overlapping area in the center is labeled 'similarities'. The circles are empty, suggesting a template for a comparison.

Cat Anatomy Activity 10

Project Outcomes:

- Describe the function of each major body part

It is important to know the body parts of your pet. Some cat body parts are similar to those of other companion animals, and some of the body parts of the cat are similar to the body parts of humans, as well. Study the diagram below of a cat's internal organs. On the next page, read about the function of each of the organs labeled below.



Dictionary of Cat Organs

anus: where solid waste leaves the body

bladder: where waste liquid (urine from the kidneys) is stored before leaving the body through the urethra

brain: the center of the nervous system that controls the cat's body

buccal cavity: the area inside of the mouth

diaphragm: separates lungs from the organs lower down such as the stomach; aids in breathing

esophagus or gullet: a tube that runs from the back of the mouth to the stomach; food passes through this tube on its way to the stomach

gallbladder: helps break down or digest the fat in a cat's diet

heart: pumps blood around the cat's body through blood vessels; contracts and expands to keep blood flowing through the body

kidney: helps keep the body stable; gets rid of waste from the body

large intestine: part of the system that breaks down food so it can be used by the body

liver: very important organ; cleans the blood

lungs: takes oxygen from the air breathed in by the animal and carries that oxygen into the bloodstream; removes carbon dioxide from the body

nasal cavity: the area inside of the nose

spinal cord: connects brain to the nerves of the body which control the body

spleen: filters the cat's blood

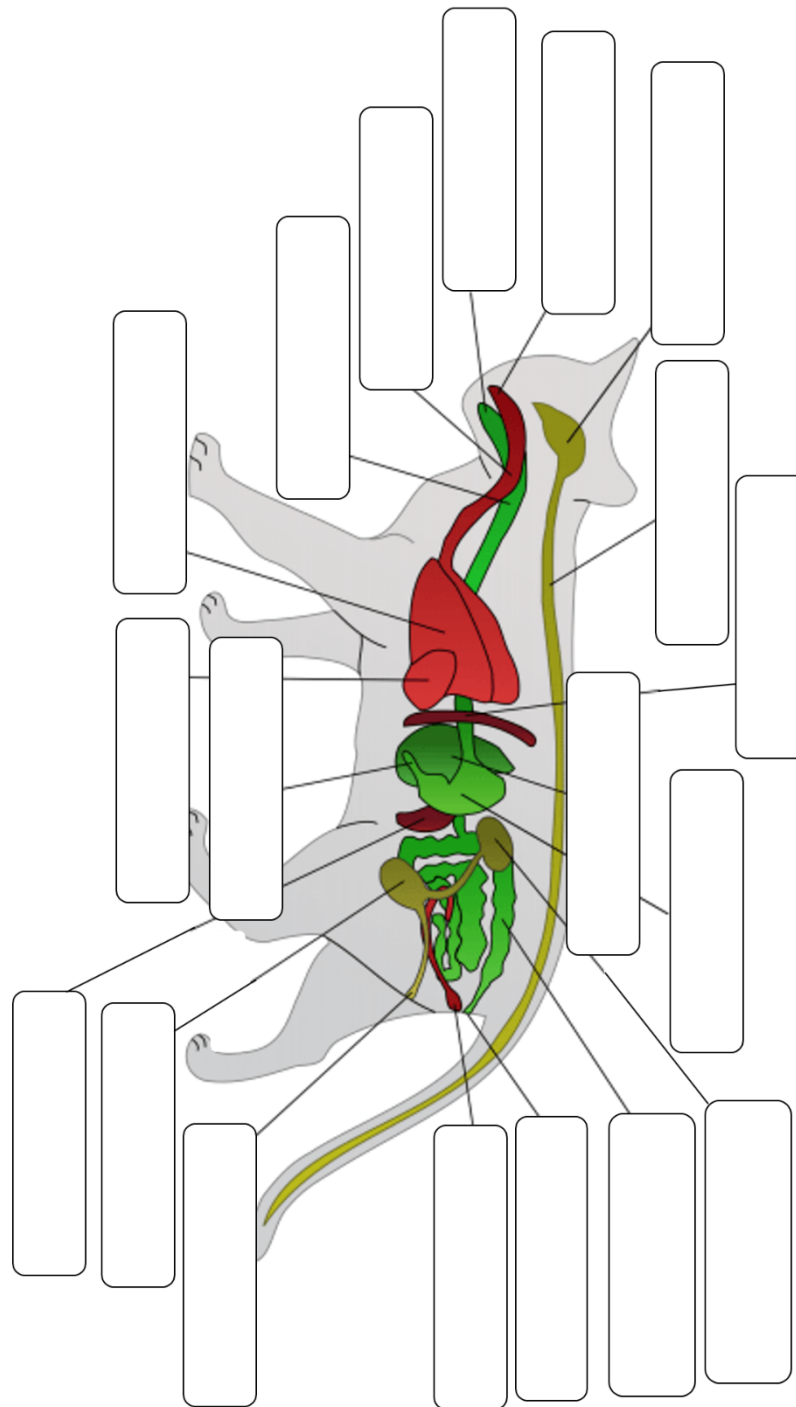
stomach: helps to digest food; stores and breaks down food and then passes it along to the intestines

testis or testicle: a gland in the male cat where sperm and male hormones are created; usually male cats have two testis or testes

trachea or windpipe: a tube which connects the mouth to the lungs and allows air that the cat breathes in to pass through to its lungs

urethra: where liquid waste (urine) leaves the body

Now that you have learned about the internal organs of cats try to label the following diagram.



Let's test your gained knowledge on feline organs by matching an organ in the left column with its role in the right column.

- | | | |
|--------------------|-------|---|
| A. anus | _____ | 1. area inside the cat's nose |
| B. bladder | _____ | 2. helps digest food |
| C. brain | _____ | 3. filters cat's blood |
| D. buccal cavity | _____ | 4. gets rid of wastes from the body |
| E. diaphragm | _____ | 5. a tube that connects the mouth to the lungs |
| F. esophagus | _____ | 6. connects the brain to nerves of the body |
| G. gallbladder | _____ | 7. aids in breathing |
| H. heart | _____ | 8. the gland that holds male cat's sperm |
| I. kidney | _____ | 9. breaks down food so it can be used by the body |
| J. large intestine | _____ | 10. controls the cat's body |
| K. liver | _____ | 11. area inside the cat's mouth |
| L. lungs | _____ | 12. carries oxygen into the bloodstream |
| M. nasal cavity | _____ | 13. where solid wastes leave the body |
| N. spinal cord | _____ | 14. pumps blood around the cat's body through blood vessels |
| O. spleen | _____ | 15. cleans the blood |
| P. stomach | _____ | 16. where liquid wastes leave the body |
| Q. testis | _____ | 17. liquid wastes leave the body |
| R. trachea | _____ | 18. food passes through this tube to reach the stomach |
| S. urethra | _____ | 19. digests fat in the cat's diet |

The Bones of the Cat Activity 11

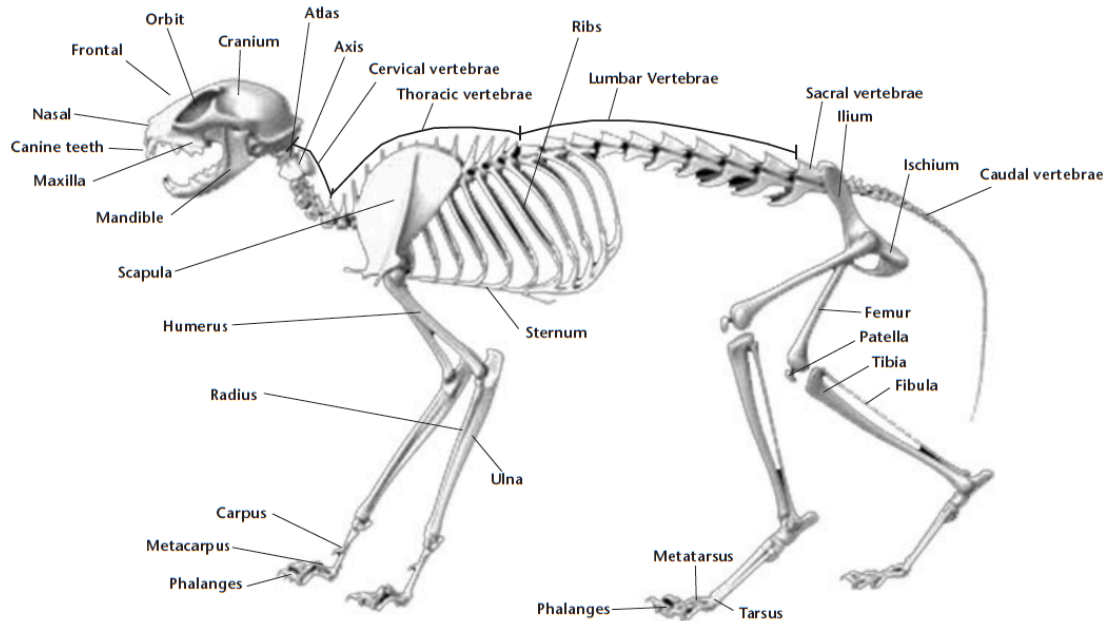
Project Outcomes:

- Correctly identify the major bones of the cat


Did you know that cats have 230 bones in their body? You only have 206 bones in your body! Some of your bones are identical to a cat's, including the maxilla, mandible, ribs, clavicles, radius, ulna, femur, patella, tibia, fibula as well as phalanges!

Did you know that cats have a very flexible spine? Their spines allow them to jump nine times their height, run three times their body length, and when they fall, they can re-align their bodies to safely land.

Review the diagram below to learn about the many bones found in cats.



Take this new information and complete the crossword puzzle on the next page using your newly gained knowledge of cats.



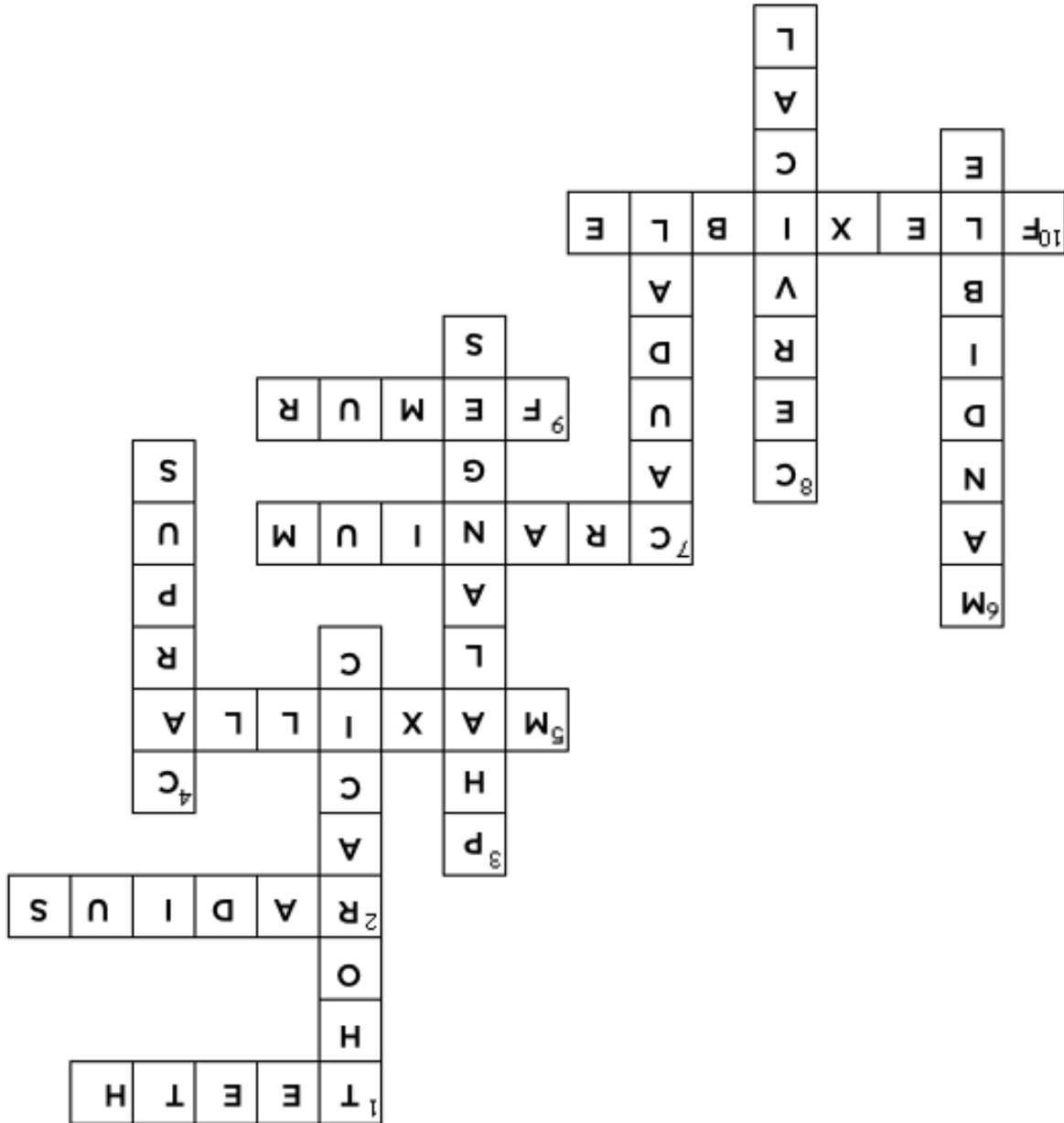
Across

1. Cats are felines and yet they (and humans, too) have canine _____.
2. The front or foreleg bones consist of the scapula or shoulder blade, humerus, _____, and ulna.
5. A major part of the skull, which holds the upper teeth, is called the _____.
7. The _____ is attached to the spinal column at the atlas.
9. The hind leg bones include the _____, patella or kneecap, tibia, and fibula.
10. The cat's spine is very _____.

Down

1. The ribs are attached at the top to the _____ vertebrae.
3. The _____ or digits are the last bones shown on both the front and the hind legs.
4. The _____ or wrist bone is a front or foreleg bone.
6. The lower teeth are held by the _____.
7. The cat's tail is made up of _____ vertebrae.
8. The first region of the spinal column holds the _____ or neck vertebrae.

Check your answers below!



Controlling Pet Populations

Activity 12

Project Outcomes:

- Value the importance of early spaying and neutering of cats to prevent overpopulation

It is important for you to learn about neutering and spaying of cats. Neutering or castration of male cats involves the removal of the testes. Spaying or the surgical sterilization of a female cat by removing her ovaries, fallopian tubes, and uterus.

Did you know that cats can reproduce as young as 6 months of age? For this reason, many veterinarians recommend that most cats be spayed or neutered by 5 months of age. Doing this will decrease the problem of overpopulation of cats in your neighborhood.

Learn more about feline fixing by five months by reviewing the information from the organization *Feline Fix by Five* at <https://www.unitedspayalliance.org/feline-fix-by-five/>



After reading about spaying and neutering cats at the proper age, create a poster about the importance of spaying or neutering cats early to prevent overpopulation. Once you've created your poster, have it checked by your 4-H agent or another adult, then ask your local animal shelter if they would display your poster in their lobby as a source of important information for those adopting a new cat. Upload a picture of your poster to your digital 4-H portfolio.

Cat Care Activity 13

Project Outcomes:

- Describe the nutrition requirements of cats

You are probably aware that your body requires specific foods such as dairy, fruits, grains, proteins, and vegetables in order to stay healthy. Cats also require specific nutrients.

Responsible cat owners need to make sure their pets are consuming water, proteins, amino acids, fats, carbohydrates, and vitamins.



Read more about cat nutrition from the ASPCA at <https://www.aspca.org/pet-care/cat-care/cat-nutrition-tips>



Solve the arithmetic problems below. Each numerical answer represents a letter of the alphabet. Write the correct letter in the blank space above the matching number and you will solve the answer to the statements about cat nutrition.

A	E	I	O	U	Y
15	29	12	29	36	4
<u>$\times 4$</u>	<u>$+ 6$</u>	<u>$\times 4$</u>	<u>-28</u>	<u>$+62$</u>	<u>$\times 8$</u>

B	C	D	F	G	H	J
29	21	72	40	84	18	32
<u>-12</u>	<u>$+ 6$</u>	<u>-11</u>	<u>-18</u>	<u>$- 6$</u>	<u>-12</u>	<u>-11</u>

K	L	M	N	P	Q	R
89	78	16	13	38	10	15
<u>-22</u>	<u>$+11$</u>	<u>$\times 6$</u>	<u>$+ 2$</u>	<u>$+21$</u>	<u>$\times 5$</u>	<u>$+ 8$</u>

S	T	V	W	X	Z
48	9	13	5	9	12
<u>$+32$</u>	<u>$- 6$</u>	<u>$+29$</u>	<u>$\times 4$</u>	<u>$\times 4$</u>	<u>$\times 6$</u>

This is the most important nutrient:

20 60 3 35 23

Proper food for pet cats must be _____.

6 48 78 6

50 98 60 89 48 3 32

Pet food must contain the following nutrients:

59 23 1 3 35 48 15

60 96 48 15 1 60 27 48 61 80

22 60 3 80

27 60 23 17 1 6 32 61 23 60 3 35 80

42 48 3 60 96 48 15 80

Hands to Larger Service

Now, it is time to help your community. Help organize a service project in which your 4-H club or county level 4-H collects cat food to donate to your local animal shelter.

Check your math and puzzle answers below!

This is the most important nutrient:

W	A	T	E	R
20	60	3	35	23

Proper food for pet cats must be _____.

H	I	G	H
6	48	78	6

Q	U	A	L	I	T	Y
50	98	60	89	48	3	32

Pet food must contain the following nutrients:

P	R	O	T	E	I	N
59	23	1	3	35	48	15

A	M	I	N	O	A	C	I	D	S
60	96	48	15	1	60	27	48	61	80

F	A	T	S
22	60	3	80

C	A	R	B	O	H	Y	D	R	A	T	E	S
27	60	23	17	1	6	32	61	23	60	3	35	80

V	I	T	A	M	I	N	S
42	48	3	60	96	48	15	80

Common Cat Illnesses and Vaccines

Activity 14

Project Outcomes:

- List the common vaccines cats receive and the function of each vaccine

For this activity, visit the local library or ask for permission to use the Internet to conduct research on each disease listed below.

1. Rabies*
2. Feline Panleukopenia or Feline Distemper
3. Feline Herpesvirus Infection
4. Feline Calicivirus Infection
5. Feline Leukemia (FeLV)
6. Feline Immunodeficiency Virus (FIV) Infection
7. Heartworm Disease
8. Intestinal Worms (roundworms, hookworms, whipworms, tapeworms)*

*These are feline diseases and worms that may spread and infect humans.

For each disease, find out the following:

- The symptoms a cat might display
- What causes the disease (A virus? A parasite?)
- Whether the disease is contagious
- Something about the history of the disease (How long has it been known to exist? Who developed the vaccine for this disease?)

Once you complete your research, create a PowerPoint presentation or poster about cat diseases. Present your information to your 4-H club and upload it to your digital 4-H portfolio.

In order to be a responsible cat owner, you need to take your cat to the veterinarian for regular check-ups and when the cat is sick. When visiting the veterinarian, your cat receives vaccinations and deworming treatments to prevent the eight common diseases.



Are you a responsible pet owner? Check your cat's health records to determine if it has had the vaccines recommended by the *American Veterinary Medical Association (AVMA)*. If your cat does not already have a health record, design a health record that lists the vaccinations and other medical care your cat receives each year. Also, make an appointment with your veterinarian to have your cat vaccinated and, if necessary, dewormed.

Companion Animals Dogs



Dog Breed Identification Activity 15

Project Outcomes:

- List the 7 breed groups recognized by the American Kennel Club
- Identify at least two breeds of dogs within each breed group

Purebred dogs belong to different breed groups, depending on the type of work for which they have been developed. The term “purebred” means the animal will be very much like its parents and all other dogs of the breed. It will have the same size, color, disposition, manners and intelligence its parents have. Although the offspring will resemble other members of its breed, it will most closely resemble its parents.

After reading about *American Kennel Club* breed groups at <https://www.akc.org/expert-advice/lifestyle/7-akc-dog-breed-groupsexplained/>, match the dog breed with the clue.



Dog Breed	Clue
A. Herding	_____ Developed to work closely with hunters to locate and/or retrieve prey.
B. Hound	_____ Share an instinctual ability to control the movement of other animals.
C. Nonsporting	_____ Bred to assist man.
D. Sporting	_____ Bred to hunt, kill vermin and to guard their family’s home or barn.
E. Terrier	_____ These breeds are short in size, known for being city dwellers and good lap dogs.
F. Toy	_____ Come from a wide variety of backgrounds so it is hard to generalize about this group of dogs. They typically make good house pets.
G. Working	_____ Typically used for hunting, are known for their great sense of smell and distinct bark known as ‘baying.’

Check your answers below!

- D. Developed to work closely with hunters to locate and/or retrieve prey.
- A. Share an instinctual ability to control the movement of other animals.
- G. Bred to assist man.
- E. Bred to hunt, kill vermin and to guard their family's home or barn.
- F. These breeds are short in size, known for being city dwellers and good lap dogs.
- C. Come from a wide variety of backgrounds so it is hard to generalize about this group of dogs. They typically make good house pets.
- B. Typically used for hunting, are known for their great sense of smell and distinct bark known as 'baying.'

You've learned about the seven breeds recognized by the American Kennel Club (AKC) and traits about each breed. Now, sort the dog breeds in the word bank below into the correct breed group using the chart on the next page. Visit <https://www.akc.org/dog-breeds/> to research each breed, if you need help.



Word Bank			
Airedale Terrier	Border Collie	Cocker Spaniel	Labrador Retriever
Alaskan Malamute	Boston Terrier	Dachshund	Maltese
American Staffordshire Terrier	Boxer	Dalmatian	Old English Sheepdog
Basset Hound	Bulldog	German Shepherd	Pomeranian
Beagle	Cardigan Welsh Corgi	Golden Retriever	Pug
Bichon Frise	Chihuahua	Great Dane	Russell Terrier
			Saint Bernard

1-2 YEARS IN PROJECT

Dog Breeds and American Kennel Club Breed Groups						
Sporting	Herding	Toy	Working	Non-Sporting	Terrier	Hound

Check your answers on the next page!

1-2 YEARS IN PROJECT

Dog Breeds and American Kennel Club Breed Group Answers:

Sporting	Herding	Toy	Working	Non-Sporting	Terrier	Hound
Cocker Spaniel	Border Collie	Chihuahua	Alaskan Malamute	Bichon Frise	Airedale Terrier	Basset Hound
Golden Retriever	Cardigan Welsh Corgi	Maltese	Boxer	Boston Terrier	American Staffordshire Terrier	Beagle
Labrador Retriever	German Shepherd	Pomeranian	Great Dane	Bulldog	Russell Terrier	Dachshund
	Old English Sheepdog	Pug	Saint Bernard	Dalmatian		

Dog Breed Judging Activity 16

Project Outcomes:

- Identify major characteristics of dogs within each breed group

Events held for dogs include dog shows and events which test the dog's instincts and trainability. Learn how the judges at these events evaluate the dogs.

Match the major categories that judges look for when judging dogs to their correct definition. Check your answers below.

- | | |
|-----------------------------|--|
| 1. _____ Conformation | A. Competitions specific to breed groups |
| 2. _____ Agility | B. Visible details of a dog's appearance |
| 3. _____ Performance Sports | C. Dog is led through an obstacle course |
| 4. _____ Obedience | D. Dog responds to handler's commands |

Answers: BCAD

Let's find out about a specific dog breed, maybe even your dog's breed. The American Kennel Club sets the standards for all recognized pure breeds of dogs in the USA. Choose a breed and answer the questions that follow: <https://www.akc.org/dog-breeds/>



Breed: _____

History:

Where did the breed originate? _____

For what purpose was the breed developed (herding animals, hunting, companion)? _____

Temperament:

What is the breed temperament? _____

Recent History:

Is the breed popular? (Yes or No) _____

Has the breed been overbred? (Yes or No) _____

Have temperament problems or physical genetic defects become prevalent? (Yes or No; If yes, explain)

Living Conditions:

How much space does it need? _____

How much exercise does it need? _____

Will it be comfortable in the space you have? (Yes or No) _____

Training:

Is it difficult to train? (Yes or No) _____

When should training start? _____

Is it difficult to housebreak? (Yes or No) _____

Grooming:

Is it easy or difficult to groom? Are there special needs (frequent clipping, etc.)?

Medical:

Is it a “tough” breed, disease resistant and easy to keep fit? Does the breed have tendencies toward respiratory, infectious or genetic diseases?

If yes, list them _____

Based on your research, would this be a good breed for you to own? Consider all the factors you identified in activities 1-5 (Choosing the Right Companion Animal). Explain your decision.

Dog Shows Activity 17

Project Outcomes:

- Identify the major dog shows that are held annually

Use the QR code to visit the *American Kennel Club* (AKC) website (<https://www.akc.org/sports/>) and look at the “Featured Events,” then fill in the blanks about three different shows listed by the website. Using this same site, find a show near you and answer the same questions.



1. Event Name: _____
 - Where: _____
 - When: _____
 - What breed most recently won this show? _____

Describe or draw a picture of the most recent show winner in the space below.

2. Event Name: _____

- Where: _____
- When: _____
- What breed most recently won this show? _____

Describe or draw a picture of the most recent show winner in the space below.

3. Event Name: _____

- Where: _____
- When: _____
- What breed most recently won this show? _____

Describe or draw a picture of the most recent show winner in the space below.

4. Event Near You: _____

- Where: _____
- When: _____
- What breed most recently won this show? _____

Describe or draw a picture of the most recent show winner in the space below.

What steps would you need to take to be able to show a dog in the Dog Show near you next year?

Your Favorite Dog Activity 18

Project Outcomes:

- Choose a dog of interest (yours or one you would like to have) and learn about its breed(s)

Choose a specific dog breed that interests you, either one that you have or one that you would want and fill out the information about that breed from the AKC website. You can go to <https://www.akc.org/dog-breeds/> to reach the site. Examples of breeds you could explore include, Labrador Retriever, German Shepherd, Golden Retriever, or Bulldog.



- Breed name: _____
 - Life Expectancy: _____
 - Height: _____
 - Weight: _____
 - Popularity Rank: _____
 - Breed Group: _____
 - Physical Appearance and Skills:

 - Personality:

Dog Anatomy Activity 19

Project Outcomes:

- Identify the main external parts of a dog


Fill in the corresponding blanks of the external dog anatomy. Check your answers on the next page!

<https://www.allthingsdogs.com/dog-anatomy/>



1.	8.	15.
2.	9.	16.
3.	10.	17.
4.	11.	18.
5.	12.	19.
6.	13.	20.
7.	14.	21.

Dog Anatomy




Dog Spaying and Neutering Activity 20




Project Outcomes:



- Understand the importance of spaying and neutering to prevent pet dog overpopulation


Every year, 670,000 dogs in animal shelters are euthanized (humanely put to death) due to overpopulation of pets. How can we help to save dogs' lives?


Unscramble the words commonly associated with dogs and then use the circled letters to create a phrase about what dog owners can do to help prevent pet overpopulation.


 L L O C A R




 N R I A T P Y P U P


!
 H L A E S A T S Y


 M M Y N T O C U I


 N R V E I E I R N A A T

Unscramble the letters in the orange circles to answer the phrase below.



To find a spay and neuter clinic near you, visit Spay Tennessee (<https://spaytennessee.org/services.html>) and click on your county on the map. Some clinics are mobile and can come to your home!

Spaying (female dogs) and neutering (male dogs) can vary in price from \$35-\$400. Since prices vary, do your research for an appropriate price for your family.

Check your answers on the next page!

Dog Nutrition Activity 21

Project Outcomes:

- Identify the major nutritional requirements for dogs

Learn about the nutritional requirements of dogs at <https://pets.webmd.com/dogs/dog-nutrition#1> Look at the label of the food your dog eats to find out if it meets the minimum requirements to keep your dog healthy.



Fill in the box below with your dog's food nutritional facts.

Essential Nutrients	
Proteins	
Fats	
Carbohydrates	
Vitamins and Minerals	

Dog Exercise Requirements Activity 22

Project Outcomes:

- Identify the major exercise requirements for dogs

Read the following linked American Kennel Club’s article “How Much Exercise Does a Dog Need Every Day?” on recommended dog exercise: <https://www.akc.org/expert-advice/health/how-muchexercise-does-dog-need/>



Once you have read the above article, watch your dog (or a friend or family member’s dog) and pay attention to what types of exercise it likes to do – jumping, chewing, fetching, etc.



What are its favorite exercises?

Next, make a toy for your dog that it will enjoy playing with to get more exercise! Here is a list of 17 DIY dog toys using items around the house:

<https://www.care.com/c/17-diy-dog-toys-how-to-make-fun-safe-toys-f/>.

Take a picture of your toy or the dog playing with your toy and upload it to your digital 4-H portfolio.



Dog Care Activity 23

Project Outcomes:

- Understand the importance of proper care for dogs
- List five diseases and their symptoms that are common for dogs

Review the linked article from the ASPCA on proper dog care:
<https://www.asPCA.org/pet-care/dog-care/general-dog-care>



Think about your own pet or ask a neighbor or family member the following questions about their pet dog:

1. What is the pet's name? _____

2. Nutrition:

a. How often is the dog fed? _____

b. What and how much is the dog fed? _____

c. How often is the dog watered? _____

3. Where does the pet sleep?

4. What does the dog weight? _____ pounds (lbs)

Circle if this weight is...

Too fat

Not fat enough

Just right

5. Hair Coat: (Circle yes or no)

a. Is the hair coat thin and falling out in patches? Yes No

b. Harsh and stiff to the touch? Yes No

c. Smooth and silky?

6. Eyes: (Circle yes or no)

- | | | |
|-----------------------------------|-----|----|
| a. Are they eyes cloudy and dull? | Yes | No |
| b. With matter in the corners? | Yes | No |
| c. Bright and clean? | Yes | No |

7. Vaccinations - Has the dog been vaccinated for the following: (Circle yes or no)

- | | | |
|-------------------|-----|----|
| a. Rabies? | Yes | No |
| b. Hepatitis? | Yes | No |
| c. Distemper? | Yes | No |
| d. Leptospirosis? | Yes | No |

8. Waste - Where does the dog deposit its waste? (Circle yes or no)

- | | | |
|--------------------------|-----|----|
| a. Backyard | Yes | No |
| b. Public Park or Street | Yes | No |
| c. Neighbor's yard | Yes | No |

Now, use the Internet to research a local veterinarian or call the pet's veterinarian and ask to schedule a time to conduct an interview about common diseases in dogs. During this interview, ask the veterinarian about the necessary vaccinations for a healthy pet dog and each of the diseases those vaccines prevent. Make sure to take notes or record your interview. You may also be able to complete this interview during your pet's regularly scheduled veterinary visit.

Once you complete the interview, create a demonstration, speech, or interactive exhibit that communicates your findings. Share the product you created with your 4-H club or project group. Upload the final product to your digital 4-H portfolio.

Dog Training Activity 24

Project Outcomes:

- Learn about dog body language

Did you know that dogs communicate non-verbally by using their body? It's important to learn how to interpret a dog's body language in order to understand what the dog is trying to communicate. Learn about eight basic language signs:

<https://www.thesprucepets.com/reading-your-dogs-body-language-1118279>



Using your new knowledge, review the photos below. Which dog do you think is saying "Stay away from me," and which dog do you think is using its body language to invite you to play?

A



B



1. Which dog is using its body language to say, "Stay Away"? _____
2. Which dog is using its body language to say, "Come Play"? _____

For example, if a dog keeps its body stiff and curls back its lips, you should not approach the dog. This dog is saying "stay away!" On the other hand, if a dog has a relaxed body posture and makes a play bow toward you, it may be asking you to play. Before approaching any dog, you should always ask the dog's owner for permission to pet their dog - even if the dog appears friendly!

Companion Animals Rabbits



Rabbit Breeds and Classifications Activity 25

Project Outcomes:

- List the major categories of rabbit body types and their characteristics
- Identify at least one breed of rabbits within each category of body types
- Understand that different breeds of rabbits have different requirements for different body parts

The next ten activities will teach you about different breeds, showmanship, and care of rabbits. To learn more about the hobby of raising rabbits, watch the video by the *American Rabbit Breeders Association* (ARBA):

<https://www.cbc.ca/player/play/1463049283642>



Review the following PDF on proper posing and evaluation by the ARBA: <https://arba.net/wp-content/uploads/2019/02/PosingSpring2014.pdf>. Then, using your new knowledge, fill out the table below using three breeds of rabbits.

Breed	Body Type	Characteristics	Breed Examples	Other Interesting Facts

Now, read the article at <https://modernfarmer.com/2017/03/brief-history-domesticated-rabbits/> to learn about the history of domestic rabbits and the wild rabbits from which they descended.



Now that you have learned about the different body types of rabbits, let's learn about the 49 different breeds of rabbits from the *American Rabbit Breeders Association (ARBA)*. Visit the ARBA website: <https://arba.net/recognized-breeds/>

Once you have reviewed the many breeds, select at least two breeds of rabbits to compare and contrast, using the Venn diagram on the next page. If you own a rabbit, choose your rabbit's breed as one of the two. Consider the following:

- History of breed
- Fur characteristics, coloring, markings, etc.
- Body type and size
- Weight
- Purpose

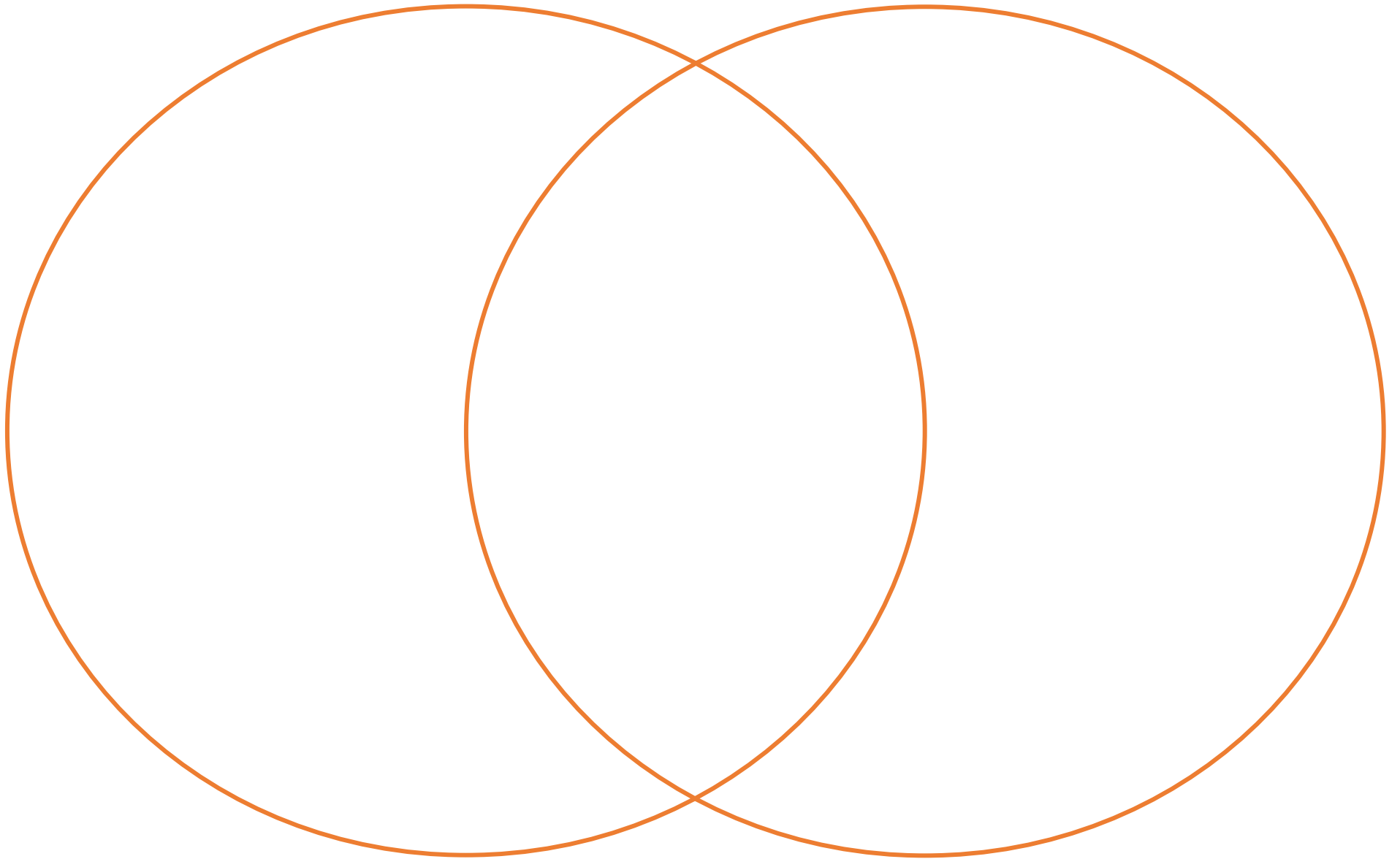


Use this information to create an interactive exhibit board comparing the two breeds. Things you should include on your exhibit board are as follows:

- History of breed
- Fur characteristics and coloring
- Body type and size
- One interesting fact

Make sure to present your display board in the 4-H area at your county fair or during a 4-H meeting to your fellow club members. Upload a picture of your exhibit and your completed Venn diagram to your digital 4-H portfolio.

1-2 YEARS IN PROJECT



Showing Rabbits Activity 26

Project Outcomes:

- Identify the major rabbit shows that are held annually



It's time to do some more research. Let's visit the American Rabbit Breeders Association (ARBA) website and identify the annual rabbit shows: <https://arba.net/show-search/>. Make sure to read about the ARBA National Convention. Below, list at least one rabbit show near you.

Rabbit Show near you: _____

- Where: _____
- When: _____
- List three different criteria for this show:
 - _____
 - _____
 - _____
- What breed most recently won this show? _____

When and where will the year's ARBA Convention take place?

Judging Rabbits Activity 27

Project Outcomes:

- Identify major categories judges look for when judging rabbits

Now that you have learned about rabbit body types, breeds, and competitions, let's explore how to properly show a rabbit during competition. See the 4-H Rabbit Showmanship Guidelines from Texas 4-H at https://4-h.ca.uky.edu/files/rabbit_showmanship_guide_for_ky.pdf. This includes 17 steps for rabbit showmanship.



Based on the information you read on each step, these steps are grouped into categories about the rabbit's health, appearance, or about the participant (You!). Below are the 17 steps. Classify each step as Rabbit Appearance, Rabbit Health, or Participant. Steps may fall into more than one category. One example per category is provided for you.

Rabbit Showmanship Steps

actions carry front feet/legs nose sex turn-over
 appearance ears fur pose tail toenails
 belly eyes knowledge rear feet/legs teeth

Rabbit Appearance	Rabbit Health	Participant
Ears	Belly	Participant's Actions

Check your chart's answers below.

Rabbit Appearance	Rabbit Health	Participant
Ears	Belly	Participant's Actions
Eyes	Ears	Appearance
Fur	Eyes	Participant's
Pose	Fur	Knowledge
Tail	Nose	
Teeth	Front Feet/Legs	
Turn-Over	Rear Feet/Legs	
	Sex	



Download and spend a few minutes carefully reviewing the ARBA's Judges Scorecard for Rabbit Showmanship: <https://arba.net/wp-content/uploads/2018/12/Showmanship.pdf>.

Use the scorecard to score the participant in the following video about proper rabbit showmanship and posing from the ARBA: <https://youtu.be/GQGJ9jQy3h4>.

- In what categories on the scorecard did the participant do best?



- What categories do you think will be the most challenging for you, if you were to show a rabbit?

Domestic vs. Wild Rabbits

Activity 28

Project Outcomes:

- Describe the differences between domestic rabbits and wild rabbits

You've learned about domestic rabbits, but now it is time to learn about wild rabbits. You know, the kind you might see in a field or in your own backyard! Read the article at <https://www.science.org/content/article/why-your-pet-rabbit-more-docile-its-wild-relative-to-learn-about-wild-rabbits>.



SCAN ME

Once you have researched wild rabbits, complete the fill-in-the-blank below about the differences between wild and domestic rabbits. Use the word bank to help you fill-in-the-blanks.

amygdala	brains	bred
domestic	fear	flee
food	handled	Leporidae
pets	shelter	species
	tamer	

Both wild and domestic rabbits belong to the family _____, but they belong to different _____. Wild rabbits do not make good _____ because the structure of their _____ is so different from domestic rabbits. When a person approaches a wild rabbit, it is likely to _____.

The brains of wild rabbits have a larger _____ than the brains of the domestic rabbits. This part of the brain controls _____. _____ rabbits have been _____ for hundreds of years to live with humans and expect the humans to provide them with _____ and _____

_____. Therefore, the domestic rabbit is _____ than the
wild rabbit and more able to be _____ by humans.

Check your answers below!

Given what you have learned about domestic and wild rabbits, describe how you should interact with a rabbit in the wild.

Rabbit Fill-in-the-Blank Answer:

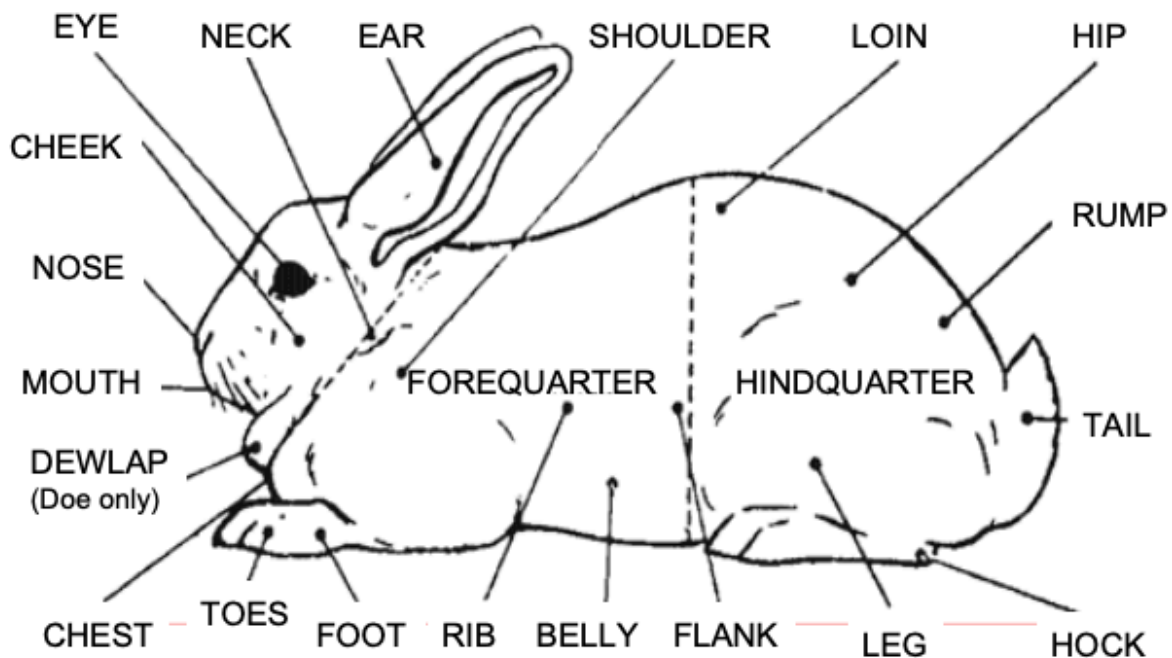
Both wild and domestic rabbits belong to the family [Leporidae](#), but they belong to different [species](#). Wild rabbits do not make good [pets](#) because the structure of their [brains](#) is so different from domestic rabbits. When a person approaches a wild rabbit, it is likely to [flee](#). The brains of wild rabbits have a larger [amygdala](#) than the brains of the domestic rabbits. This part of the brain controls [fear](#). [Domestic](#) rabbits have been [bred](#) for hundreds of years to live with humans and expect the humans to provide them with [food](#) and [shelter](#). Therefore, the domestic rabbit is [tamer](#) than the wild rabbit and more able to be [handled](#) by humans.

Rabbit Anatomy Activity 29


Project Outcomes:

- Identify the main body regions and body parts of a rabbit

You have learned the differences between domestic and wild rabbits, but rabbits share similar main body regions and parts, just like you and your friends. Spend a few minutes reviewing the rabbit diagram below. When you are ready, label the rabbit diagram on the next page without using any notes, the Internet, or this guide. Then, check your answers! Keep trying until you can label all main body regions and major body parts.



1-2 YEARS IN PROJECT



Nutritional Requirements for Rabbits

Activity 30

Project Outcomes:

- Identify the major nutritional requirements for rabbits

Similar to you, rabbits also have specific diet or nutritional requirements. Read about their specific needs from the House Rabbit Society here: <https://rabbit.org/care/food-diet/>



Once you have learned about the nutritional requirements of domestic rabbits, create a 4-H demonstration on how to properly feed a domestic rabbit. Talk to your 4-H agent, club leader, or volunteer about presenting your demonstration during your club's demonstration contest or a meeting. Upload a video or pictures of your demonstration to your digital 4-H portfolio.

In addition to proper nutrition, rabbits also need physical activity to remain healthy. Visit your local library, school library, or ask for permission to use the Internet to research exercise requirements for rabbits. Here are some helpful websites -



<https://newsteadvets.co.nz/rabbits-need-exercise/>



<https://companionanimals.extension.org/exercising-your-rabbit/>

Create a digging box for your rabbit. If possible, record a video of the rabbit trying out the box and share your video with your 4-H club. Upload your video to your digital 4-H portfolio.

Controlling Rabbit Populations Activity 31

Project Outcomes:

- Understand the importance of spaying and neutering your pet rabbit to prevent overpopulation

Read about domestic rabbit overpopulation and spaying and neutering of rabbits from House Rabbit Society, a non-profit rabbit rescue and education organization, using the QR codes below.



[https://rabbit.org/
adoption/
overpopulation.html](https://rabbit.org/adoption/overpopulation.html)



[https://rabbit.org/care/
spaying-neutering/](https://rabbit.org/care/spaying-neutering/)

Ask for permission to use the Internet and research shelters in your area that have rabbits available for adoption. If possible, adopt a rabbit from your local animal shelter.

Hands to Larger Service

If you cannot adopt a rabbit from your local shelter, organize a service project for your 4-H club and collect food and supplies to donate to your local animal shelter. Check with your shelter first to find out what sort of supplies or food they need.

Rabbit Care Activity 32

Project Outcomes:

- Understand the importance of proper care for rabbits

You have learned about a domestic rabbit's nutritional and exercising needs, now it is time for you to learn about proper care of a domestic or pet rabbit.

Read the University of Florida Small Animal Hospital website about how to care for your pet rabbit:

<https://smallanimal.vethospital.ufl.edu/clinicalservices/zoological-medicine/how-to-care-for-your-pet-rabbit/>



In the space below, draw an example of proper caging for a rabbit. Label your drawing and write a brief explanation of why you designed it the way you did.

Ask for permission to use the Internet and research local veterinarians who treat rabbits, since your family's pet veterinarian might not regularly treat rabbits.

Once you have learned about how to properly care for your pet rabbit, create a health journal for your rabbit and include the dates of regular veterinary checks and any illnesses your rabbit has had.

Rabbit Diseases Activity 33

Project Outcomes:

- List five common diseases for rabbits

In order to properly care for a pet rabbit, you need to be aware of common diseases and what to watch for. You can also log in your rabbit's health journal (Activity 32) any changes you may notice.



You can read about common rabbit diseases at <https://www.purinamills.com/rabbit-food/education/detail/common-rabbitdiseases>

Once you have read about common rabbit diseases, fill in the table on the next page. List five common diseases and the symptoms or signs of illness. Then, print out the table and post it next to the area where you keep your rabbit supplies as a reference.

Common Rabbit Diseases	Symptoms

Companion Animals Reptiles



<https://www.latimes.com/opinion/la-xpm-2013-aug-20-la-ol-lyme-disease-lizard-20130820-story.html>

<https://www.piqsels.com/en/search?q=boid>

Snake Families Activity 34

Project Outcomes:

- List the five major families of snakes
- List at least two types of snakes in each of the five major families
- Identify which of the five major families of snakes include venomous snakes

Do you remember the mnemonic or memory sentence from school - King Phillip Came Over For Grape Soda. The first letter of each word stands for each taxonomy level. Taxonomy is the systematic classification of organisms, like reptiles. Test yourself and work to memorize this mnemonic and what it represents!

K = kingdom
 P = phylum
 C = class
 O = order
 F = family
 G = genus
 S = species

Visit the University of Pittsburgh's guide on the different families and species of snakes found in North America:
<https://sites.pitt.edu/~mcs2/herp/SoNA.html>



Draw a line to connect a snake to its taxonomy family.

- | | |
|------------------------|------------------|
| 1. Corn Snake | Boidae |
| 2. Slender Blind Snake | Elapidae |
| 3. Viper | Colubridae |
| 4. King Cobra | Leptotyphlopidae |
| 5. Boa Constrictor | Viperidae |



While many people think that most snakes are venomous, there are only two families of snakes in the United States that contain venomous snakes. Using the University of Pittsburgh website, see if you can figure out which families contain venomous snakes.

Let's test your knowledge. Below, circle "yes" if a family of snakes has venomous members or "no" if the family does not.

Colubridae	Yes	No
Leptotyphlopidae	Yes	No
Boidae	Yes	No
Elapidae	Yes	No
Viperidae	Yes	No

List four snakes you'd like to present about on an exhibit board that are from venomous families.

1. _____
2. _____
3. _____
4. _____

Now that you have been introduced to the five major snake families as well as venomous snakes, make an exhibit board with a drawing or photo of two snakes from each family (meaning you'll have ten snakes in all). Be sure to include a short description of these slithering friends! Some things you should consider including on your exhibit board are:

- Family name
- Coloring of the body
- Size and other body characteristics, like fangs
- Any other interesting facts you want to share

Which four snakes on your exhibit board belong to a family of venomous snakes? Need some inspiration? Revisit the University of Pittsburgh's website for a list of all the snake species in North America. Be sure to share your

exhibit board with your club or at the 4-H area of your county fair! Upload a photo of your exhibit to your digital 4-H portfolio.

Snake Species around the World Activity 35

Project Outcomes:

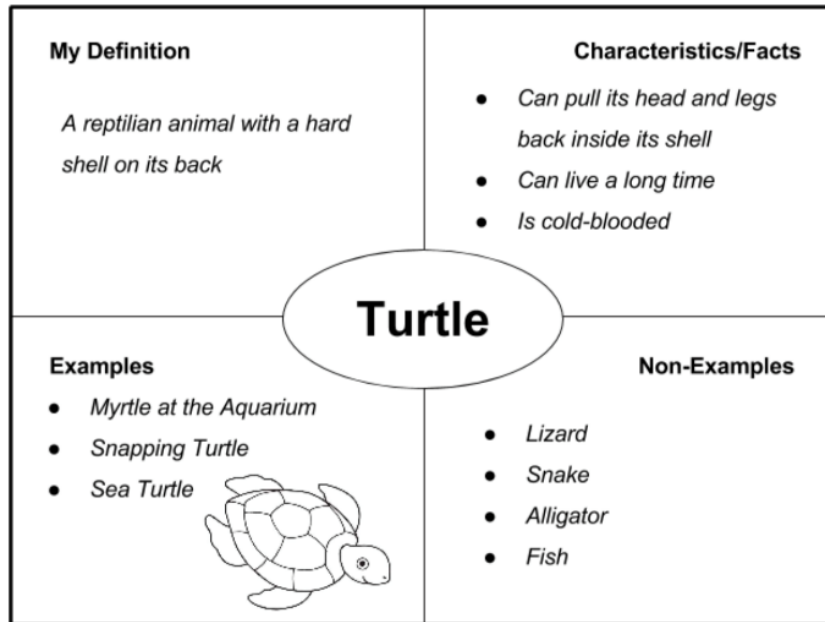
- Understand what characteristics have in common in the more than 3,000 different species of snakes found throughout the world



For this activity, watch the video below from Cornell University on snake behavior and characteristics at <https://youtube.com/watch?v=UzV2GHsMBQw&feature=share>. As you watch, fill in a diagram on “snakes” and include the following information:


- Your definition (top left corner)
- Characteristics/Facts (top right corner)
- Examples (bottom left corner)
- Non-Examples (bottom right corner)

You are welcome to print and paste pictures of examples and non-examples for your diagram. Here is an example of a turtle diagram to help you create one on snakes.



Using your newly created diagram, write a speech about what makes a snake a snake. Present this to your 4-H club. Upload your speech, or a video of you making the speech, to your digital 4-H portfolio.

My Definition	Characteristics/Facts
Examples	Non-Examples



Snakes as Good Pets

Activity 36

Project Outcomes:

- Identify characteristics that make these snakes good companion animals
- List examples of types of snakes that make good pets for beginning snake owners

Now it's time to learn about pet snakes. For this activity, watch the short video from Petco on how to choose a pet snake:
<https://youtu.be/vRvtErGol4c>



Using the information that you have learned about keeping snakes as pets, write a short story about a student owning a pet snake as a great companion animal. Make sure to include characteristics that would make a good pet snake, such as easy to handle, docile, or not growing too big.


Five beginner pet snakes are described in the Reptiles magazine article linked below. Read the article and make a list of the names of snakes listed. Also, be sure to write down their scientific name (the italicized words in parentheses next to the snakes' names): <https://reptilesmagazine.com/5-great-beginner-pet-snakes/>.



5 Beginner Pet Snakes and Their Scientific Names:

1. _____
2. _____
3. _____
4. _____
5. _____

Once you have completed the list, complete the crossword puzzle based on this new information.




Across

2. This family has the most snakes and contains *Colubrid* snakes.
6. *Pantherophis guttata* is one of the most popular and colorful pet snakes
7. This snake is in family *Leptotyphlopidae*
8. *Lichanura thvirigata* can live for 25+ years and grows to 4 feet in length
9. _____ and pythons are in family *Boidae*
10. Considered the most advanced family
11. Ball pythons are the most popular pet snakes and can live for 30+ years

Down

1. Gopher snakes can live for 15+ years and reach 4-5 feet in length
3. *Lampropeltis getula californiae* can be nippy and are known to kill other snakes
4. These snakes are in the family *Viperidae*
5. Contains five of the world's giant snakes
6. Coral and _____ snakes are in family *Elapidae*

Pet Snakes Crossword Puzzle Answers



Snake Anatomy Activity 37

Project Outcomes:

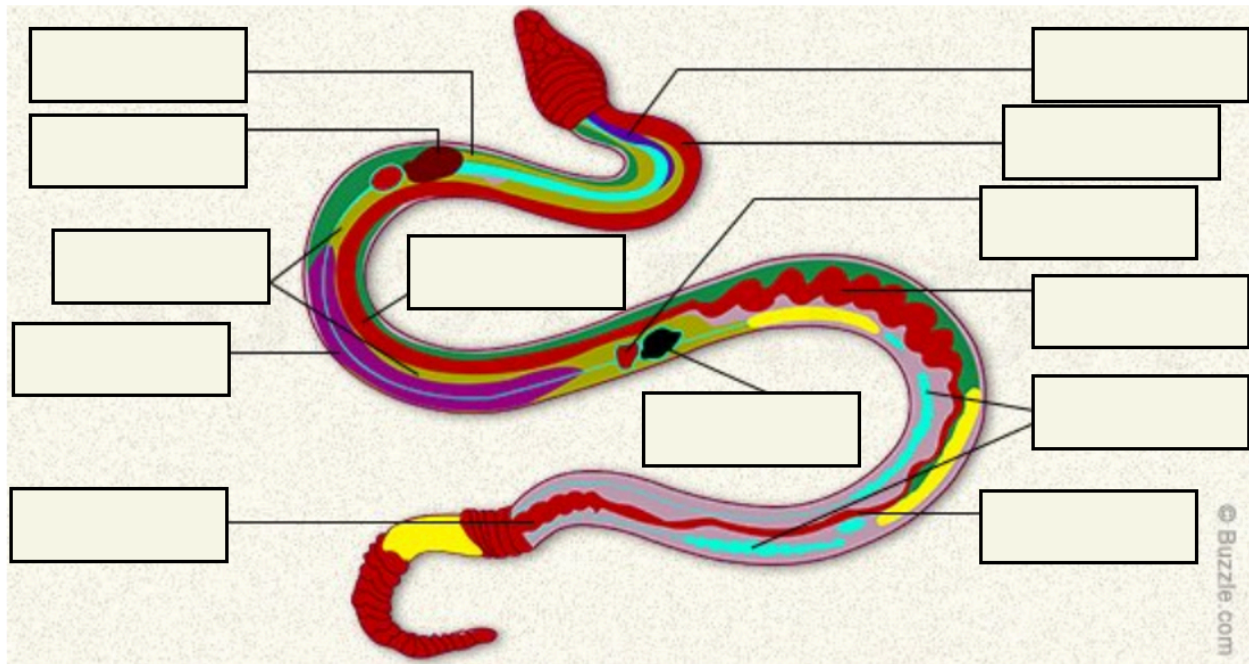
- Identify the main body parts of a snake

Just like you, snakes have to eat. Visit the link below to find out how snakes digest their food. While there, make sure you pay attention to the body parts of a snake:

<https://animalsake.com/how-snakes-digest-their-food>.

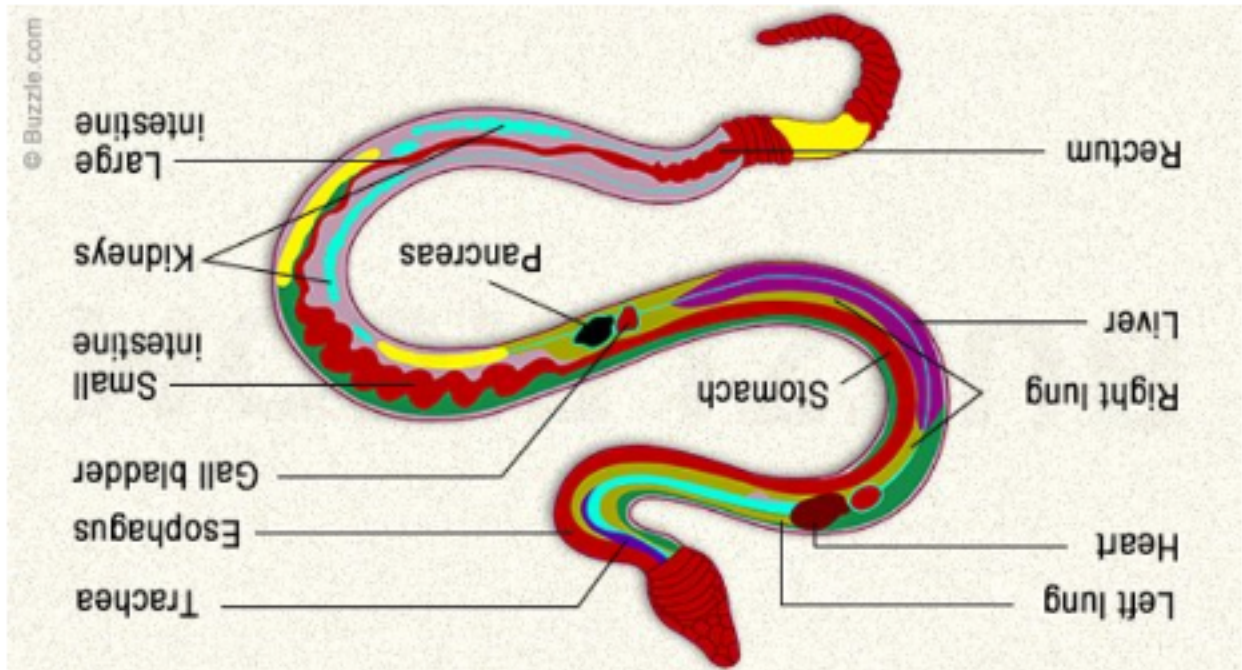


It's time to put your snake knowledge to the test! See if you can label the body parts on this snake using your newly gained knowledge.



Check your answers on the next page!

Snake Anatomy Labeling Activity Answers



Snakes in Tennessee Activity 38

Project Outcomes:

- Understand how to distinguish between venomous and nonvenomous snakes found in Tennessee

Visit the *Tennessee Wildlife Resources Agency* (TWRA) website on snakes. Click on the images of the 36 snakes you might find here in Tennessee. Make sure you pay attention to which ones are venomous and which are nonvenomous:
<https://www.tn.gov/twra/wildlife/reptiles/snakes.html>



Create your own drawing of the head of a snake that is venomous and the head of a snake that is nonvenomous. Pay close attention to the differing eye shapes of venomous and nonvenomous snakes.

Venomous

Nonvenomous

Snake Care and Personal Hygiene Activity 39

Project Outcomes:

- Understand the importance of washing your hands after handling snakes or their food

Owning a snake can be a fun and enriching adventure, but it is important to remember that snakes can carry germs that make us sick. To find out how to protect yourself from this risk, visit the *Centers for Disease Control and Prevention* (CDC) website to learn the recommendations for staying healthy around pet reptiles: <https://www.cdc.gov/healthypets/resources/safety-around-reptiles-H.pdf>



Pay attention to the recommendations that go along with owning a snake. Make a list of these recommendations and be sure to post them on your pet snake's enclosure so you can read it often and follow the tips!

Tips for Staying Healthy around Pet Snakes:

-
-
-
-
-
-
-
-

Lizard Classification Activity 40

Project Outcomes:

- List three types of lizards commonly kept as pets
- Identify characteristics that make these lizards good companion animals

Lizards are another reptile that can make great pets. To find out which types of lizards are most commonly kept as pets, read this *Reptiles* magazine article: <https://reptilesmagazine.com/5-greatpet-lizards/>. Begin a journal or blog about lizards and include these lizards in it.






Now that you are familiar with popular pet lizards, put your knowledge to the test by matching each scientific name to a fact and image of each lizard. Write the letter for the lizard fact and the lizard image under each scientific name.

Scientific Name	Lizard Fact	Lizards
1. <i>Phelsuma laticuda</i>	A. Bearded Dragon is the most popular lizard with a big personality.	 V.
2. <i>Tiliqua scincoides intermedia</i>	B. Crested Gecko needs to be occasionally handled or its tail will fall off and not grow back.	 W.
3. <i>Eublepharis macularius</i>	C. Blue Tongue Skink is native to Indonesia and very easy to handle.	 X.
4. <i>Pogona vitticeps</i>	D. Gold Dust Day Gecko is native to Madagascar and known for its beauty.	 Y.
5. <i>Correlophus ciliatus</i>	E. Leopard Gecko is considered to be the easiest lizard to keep.	 Z.

Check your answers on the next page!

Matching Answers

Scientific Name	Lizard Fact	Lizards
1. <i>Phelsuma laticuda</i>	D. Gold Dust Day Gecko is native to Madagascar and known for its beauty.	 Z.
2. <i>Tiliqua scincoides intermedia</i>	C. Blue Tongue Skink is native to Indonesia and very easy to handle.	 W.

3. <i>Eublepharis macularius</i>	E. Leopard Gecko is considered to be the easiest lizard to keep.		V.
4. <i>Pogona vitticeps</i>	A. Bearded Dragon is the most popular lizard with a big personality.		X.
5. <i>Correlophus ciliatus</i>	B. Crested Gecko needs to be occasionally handled or its tail will fall off and not grow back.		Y.

Read the care sheets for each of the lizards you listed in your journal or blog. Refer back to the *Reptiles* magazine website, if you need to refresh your memory.

Add the characteristics that make these lizards good companion animals to your journal or blog. These characteristics include things like temperature needs, ease of handling, enclosure requirements, food needs, etc.

Lizard vs. Snakes Activity 41

Project Outcomes:

- Understand what characteristics separate lizards from snakes, even though both lizards and snakes are classified in the same order of reptiles (Squamata)

Let's recall the mnemonic or memory sentence from earlier for classifying organisms - King Phillip Came Over For Grape Soda. Do you remember what each orange letter stands for?

K = _____

P = _____

C = _____

O = _____

F = _____

G = _____

S = _____

You now know about both lizards and snakes, but can you tell them apart?

Read this article below from the San Diego Zoo that discusses the key traits that define a lizard:
<https://animals.sandiegozoo.org/animals/lizard>. Did you know the San Diego Zoo is located in California and is one of the best zoos in the world?



For this activity, create an exhibit board that explains how lizards and snakes are different. After you've finished, display your exhibit board in the 4-H area at your county fair, local library, or community center! Upload a photo of your board to your digital 4-H portfolio.

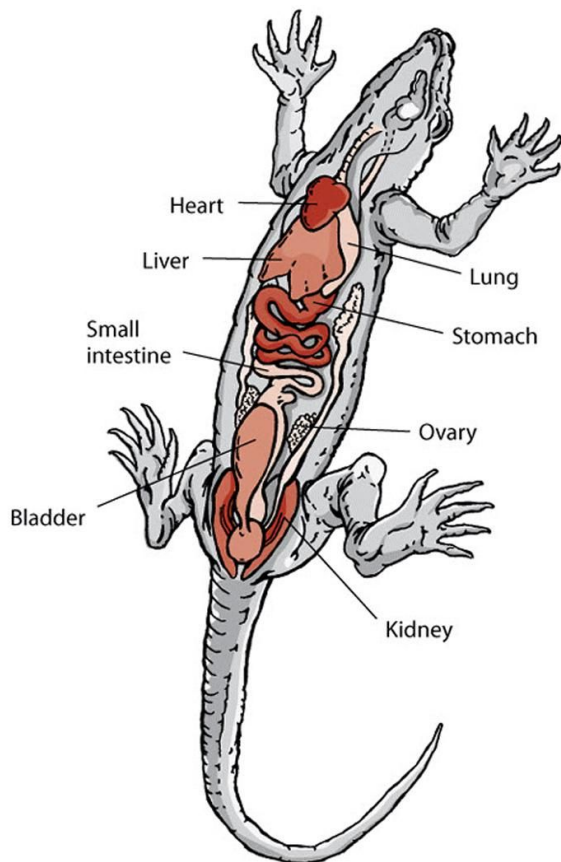
Lizard Anatomy Activity 42

Project Outcomes:

- List the major body parts of a lizard

It's time to test your drawing skills! Take a look at this diagram of the basic anatomy of a lizard. Then, use the space on the right to draw a copy of it.

Basic Anatomy of a Lizard



Lizards Found in Tennessee Activity 43

Project Outcomes:

- Understand that lizards found in the wild in Tennessee live in different types of habitats

Can you name three lizards found in the wild in Tennessee and tell where they can be seen? It is important to remember that it is illegal in Tennessee to keep any animal as a pet taken from the wild.

Use the Tennessee Wildlife Resources Agency (TWRA) website page on lizards (<https://www.tn.gov/twra/wildlife/reptiles/lizards.html>) to find out about three lizards and their natural habitats - forests, trees, or fields.

In the bubbles below, list examples of lizards that can be found in each environment. Which lizards are found in more than one type of habitat?

The diagram consists of three overlapping ovals arranged in a triangle. The top-left oval is blue and labeled 'Forests'. The top-right oval is green and labeled 'Trees'. The bottom oval is orange and labeled 'Fields'. The ovals overlap in the center and at the corners.

Using this information, give a speech about the different types of lizards at your 4-H club!

Snake and Lizards Similarities Determine Proper Care Activity 44

Project Outcomes:

- Understand what it means for snakes to be ectothermic and how this affects their care
 - Understand what it means for lizards to be ectothermic and how this affects their care
-

Taking care of a pet snake or lizard requires time and effort, like with any other pet. Both lizards and snakes are ectothermic, meaning they regulate their body heat by an outside source. This means that both pet snakes and pet lizards may require a heating source in their enclosures.

To find out about the requirements for snakes, go to <http://www.reptileknowledge.com/care/snake-temperatures.php>

To find out about the requirements for lizards, visit https://www.petmd.com/reptile/care/evr_rp_how-do-i-care-for-my-lizard

Now that you've learned about heat regulation, learn about setting up a proper habitat for a pet reptile by visiting the website <https://www.petsmart.com/learning-center/reptile-care/a-set-up-guide-forreptile-habitats/A0155.html>.

Create a list of three items needed to keep the temperature of your enclosure within the correct range.

-
-
-

Use the space below to draw a diagram of a good habitat for your lizard or one you are considering purchasing as a pet. Make sure to include a heat source!

Don't forget to upload your diagram to your digital 4-H portfolio.

Lizard Ownership and Staying Safe Activity 45

Project Outcomes:

- Understand the importance of washing your hands after handling lizards

It's important to be safe when handling lizards. Check out this pamphlet about salmonellosis, an illness caused by the bacteria, *Salmonella*, which can make people very sick. Learn about how to keep yourself and your family safe:
https://arav.org/wp-content/uploads/2018/11/ARAV_2018_trifold_samonellabrochure_11.2_PROOF12.pdf



Create a list of steps to follow in order to prevent getting salmonella from a pet lizard. Post this list next to your lizard's habitat!

Tips for Staying Healthy around Pet Lizards:

- 1.
- 2.
- 3.
- 4.
- 5.

Congratulations!

You have now completed the Beginner Companion Animals Project curriculum. Throughout this curriculum, you learned about four categories of companion animals – dogs, cats, rabbits, and reptiles. You may now feel more confident to own your own pet, or maybe you have become a more responsible pet owner. Continue to seek opportunities to gain responsible pet ownership skills in your home, neighborhood, or community.



More information can be found on the Tennessee 4-H Companion Animal project page, including the project outcomes and curriculum for the Intermediate level. Visit the Tennessee 4-H Companion Animal project page at <https://4h.tennessee.edu/companion-animals/>



UTIA.TENNESSEE.EDU

Real. Life. Solutions.™